

2024-2025 Annual Report



**NORTH COLUMBUS PREP
WARRIORS**

North Columbus Preparatory Academy

(NCPA)

serves the Linden and surrounding neighborhoods with a college-prep program focused on academic achievement, character development, and social-emotional well-being. The safe, secure learning environment is monitored by full-time security and recognized as a



successful, trauma-informed school. NCPA school culture promotes positive decision-making and encourages students to take responsibility for their learning and behavior. NCPA continues to build strong partnerships in the Linden Community to enrich the lives of our students and families. NCPA offers families support services, including free meals, tutoring, transportation, and on-site counseling.

Mission: To prepare a diverse community of students to be successful in college and in their careers through a flexible and highly individualized educational experience that develops analytical, compassionate, disciplined, and self-directed learners.

Board President

Scott Pullins

Board Vice President

Sean Herod

Secretary

Dedra Hurst

Board Members

Kelly Dyer

Heather Simonis

Authorizer

St. Aloysius Orphanage

Fiscal Officer

Dave Massa

Principal

Ernest L. White

Regional VP

Dr. Natalee Long

Grades Served

K-8

Students Served

126

School Year Opened

2019-2020

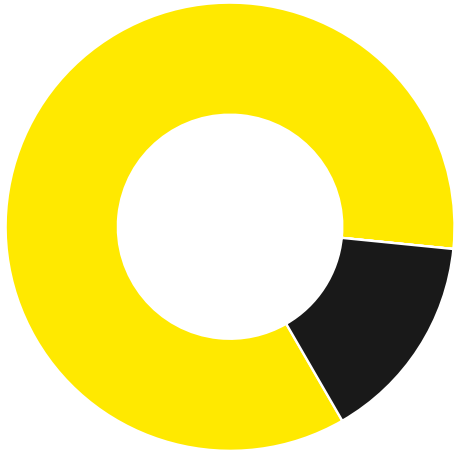
First Year Under Accel Management

2019-2020



2024-2025 Annual Report

Student Demographics



BLACK
85.3%

OTHER
14.7%

NOTE: If Enrollment is less than 10, results are Not Calculated

Progress towards Goals

While additional work remains to be done, the **Performance Index Score** has increased from **37.1** in 2022 to **45.75** in 2025. In SY 24-25, North Columbus Preparatory Academy received **three stars in Progress** and two and a half stars overall.

In **ELA**, the percentage of proficient students increased from **12.1%** to **22%** from SY 23-24 to SY 24-25.

While at an all-time high in 2022, **discipline referrals** decreased by **55%** over the last four years. The significant decrease can be attributed to the appointment of a new Head of School and the implementation of a stronger PBIS program.

State Report Card

Performance Index Score 45.8	Overall Rating ★★★
Achievement Component ★	Early Literacy Component ★
Progress Component ★★★	Gap Closing Component ★★


Special Populations

Students with Disabilities
10.4%

100% Economically Disadvantaged

Student Mobility Rate
44.1%

77.8% Attendance Rate



Our Academic Goals

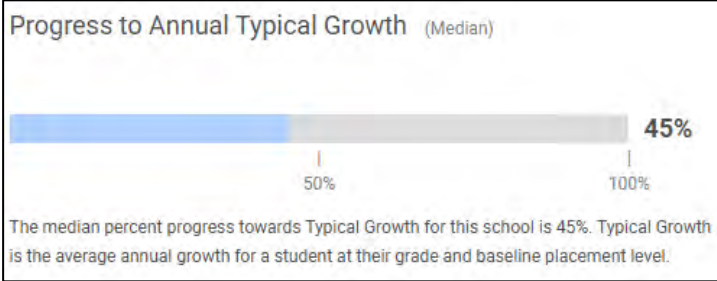
- #1** By 2027, the Performance Index will increase by 9%.
By FY2027, student performance will increase by reducing the number of discipline occurrences by 6%.
- #2** By 2027, student performance will improve by increasing student attendance.

2024-2025 Annual Report

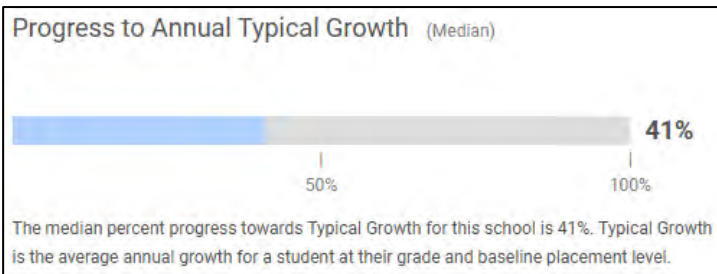


NORTH COLUMBUS
PREPARATORY ACADEMY

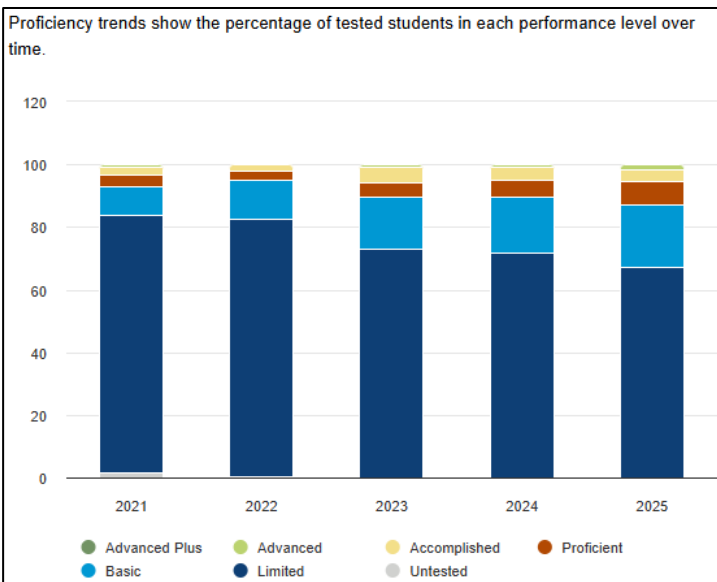
iReady Data Reading



iReady Data Mathematics



Percent Proficient for North Columbus Preparatory Academy



OUR HIGHLIGHTS

Academic:

- 3 stars in progress from the state of Ohio
- Adopted a new Science of Reading aligned ELA curriculum.
- Decreased absenteeism rate by 4 percentage points from previous school year.
- Improved our PBIS programming to decrease our discipline occurrences.
- Hired a new Principal to energize our school.

Partnerships:

- NCPA Expanded our Linden community partnerships.
- Linden Community Clean up.
- Partnered with Healthy Vending.
- Columbus Metropolitan Library
- OSU Track Team
- Pennington Gap
- Columbus Division of Police
- Lowes
- We are Linden
- Growth and Empowerment MHS


Community:

- Focused a number of locally televised broadcasts that highlighted our community partnerships and policy implementation.
- Principal's Dinner Events

Staff Accolades:

- Staff Member of the Month

2024-2025 Annual Report



Financial Data:

State Sources	1,343,870
Federal Sources	296,927
Local Sources	2,093
Total Revenue	\$1,642,889

Salary & Wages	539,672
Employee Benefits	135,284
Purchased Services	1,118,340
Supplies & Materials	94,369
Capital Outlay	56,767
Other Expenses	32,062
Total Expenses	\$1,976,495

(1) Numbers in \$M
(2) At the time of publication, 2025 fiscal year data was not available from the Ohio Auditor of State. For updated information visit: www.auditor.state.oh.us



Sponsor Statement:

A sponsor statement will not be provided or included in the school's annual report since this requirement was repealed with SB 168 that takes Effect in October.

